


Show Me

A Communication Tool for Emergency Shelters



Instructions

This tool has been tested with and co-created by public health professionals and the populations it is designed to help, including:



- People who have cognitive disabilities
- People who are deaf or hard of hearing
- People who have limited English proficiency
- Anyone who may struggle to communicate verbally during an emergency

Tips to help you use this tool:



- ✓ Speak clearly and slowly.
- ✓ Look directly at the person when asking questions or giving instructions.
- ✓ Give directions one step at a time. Check for understanding after each step.
- ✓ Give the person time to respond to questions or instructions.
- ✓ Use hand gestures (movements) to help communicate.

Remember, good communication is key to helping people feel safe and calm during an emergency.

Language



Language



Interpreter



Sign Language



Language

I speak...

Español (Spanish)

Português (Portuguese)

Français (French)

Italiano (Italian)

Deutsch (German)

Polski (Polish)

Русский (Russian)



Ελληνικά (Greek)

Shqip (Albanian)

Kreyòl (Haitian Creole)

Kriolu (Cape Verdean Creole)

Language

I speak...

中文 (Mandarin)

日本語 (Japanese)

한국어 (Korean)

Việt (Vietnamese)

ภาษาไทย (Thai)

ខ្មែរ (Khmer)



नेपाली (Nepali)

हिन्दी (Hindi)

العربية (Arabic)

Notes

Arrival




Arrival

Arrival




Arrival



Wait in Line




Sign In



Sleeping Area



Arrival



Family




Service Animal




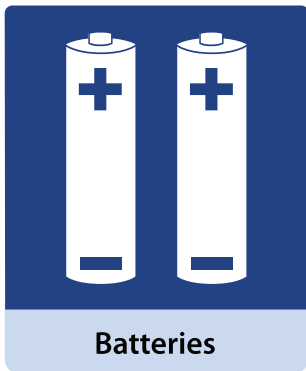
Caregiver



Arrival




Arrival



Notes

Medical Needs

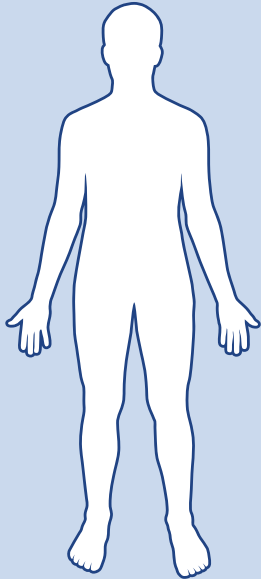


Medical
Needs

Medical Needs



Medical
Needs



Where?



First Aid



Medical Staff



Medicine



Keep Medicine Cold

Medical Needs



Oxygen



Inhaler



Insulin

Notes

I need...




I need...

Basic Needs



Water



Food



Bathroom



I need...

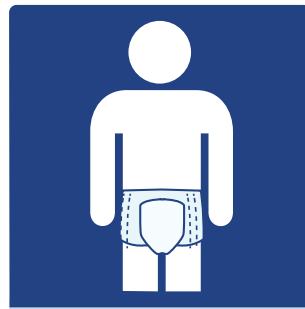
Help



Bathroom Help



Shower Help



Adult Diaper

Personal Care Items



Personal Care Kit




Clothes



Feminine Products

Baby Needs



Diaper



Diaper Changing



Baby Bottle

Notes

Food Allergies




Food
Allergies



Food
Allergies

Food Allergies

No



Allergic to Eggs




Allergic to Peanuts



Allergic to Shellfish


Food Allergies



Allergic to Dairy



Allergic to Wheat



Vegetarian

Notes

People and Places



People
& Places


People



People
& Places



Family

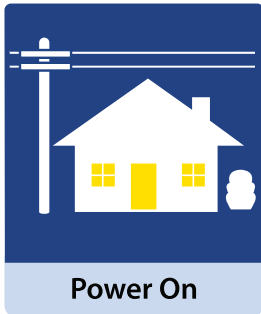



Police



Medical Staff

My Home



Notes

Places to Go



Notes

Feelings and Support



Feelings
& Support

Feelings



Happy



Okay



Sad



Nervous

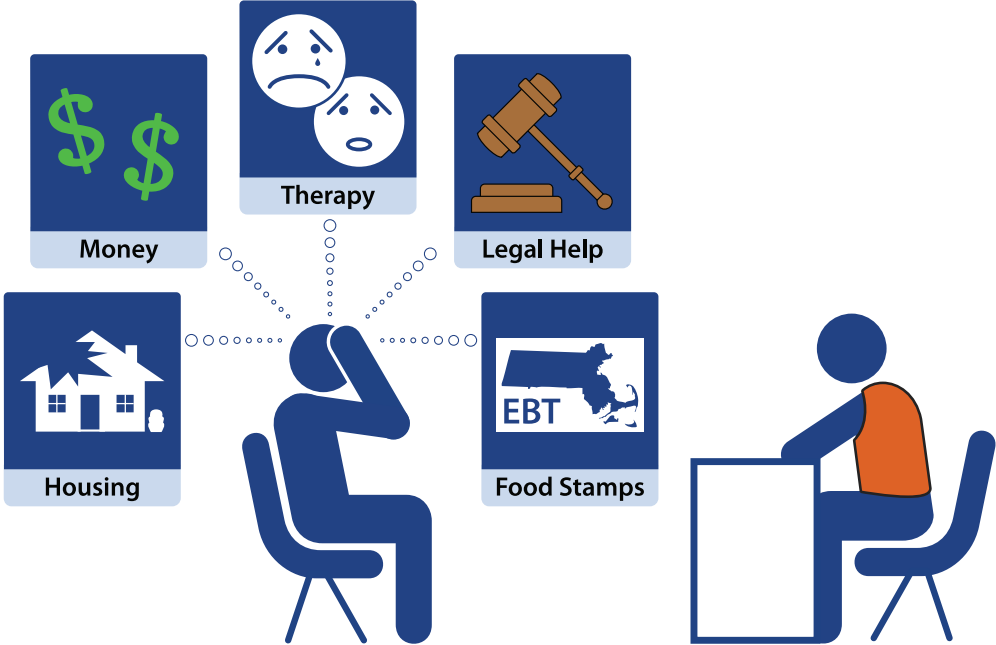


Angry



Feelings
& Support

Support



Religious Support



Christian



Jewish




Muslim

Time



Time

Time



Time

Time

Month:

Sunday

Monday

Tuesday

Wednesday

Thursday

Friday

Saturday

Notes



This project was developed by the Emergency Preparedness Bureau at the Massachusetts Department of Public Health, with funding from the Assistant Secretary for Preparedness and Response (ASPR) Hospital Preparedness Program and Centers for Disease Control and Prevention (CDC) Public Health Emergency Preparedness Program.

North Carolina Council on Developmental Disabilities



Building Bridges to Community



This initiative is supported by the North Carolina Council on Developmental Disabilities and the funds it receives through P.S. 106-402, the Developmental Disabilities Bill of Rights and Assistance Act of 2000.